BHRT

Sıcak Yolluk Sistemleri

TESTING
CNAS L5287

ISO9001:2008
ISO14001:2004


BHRT

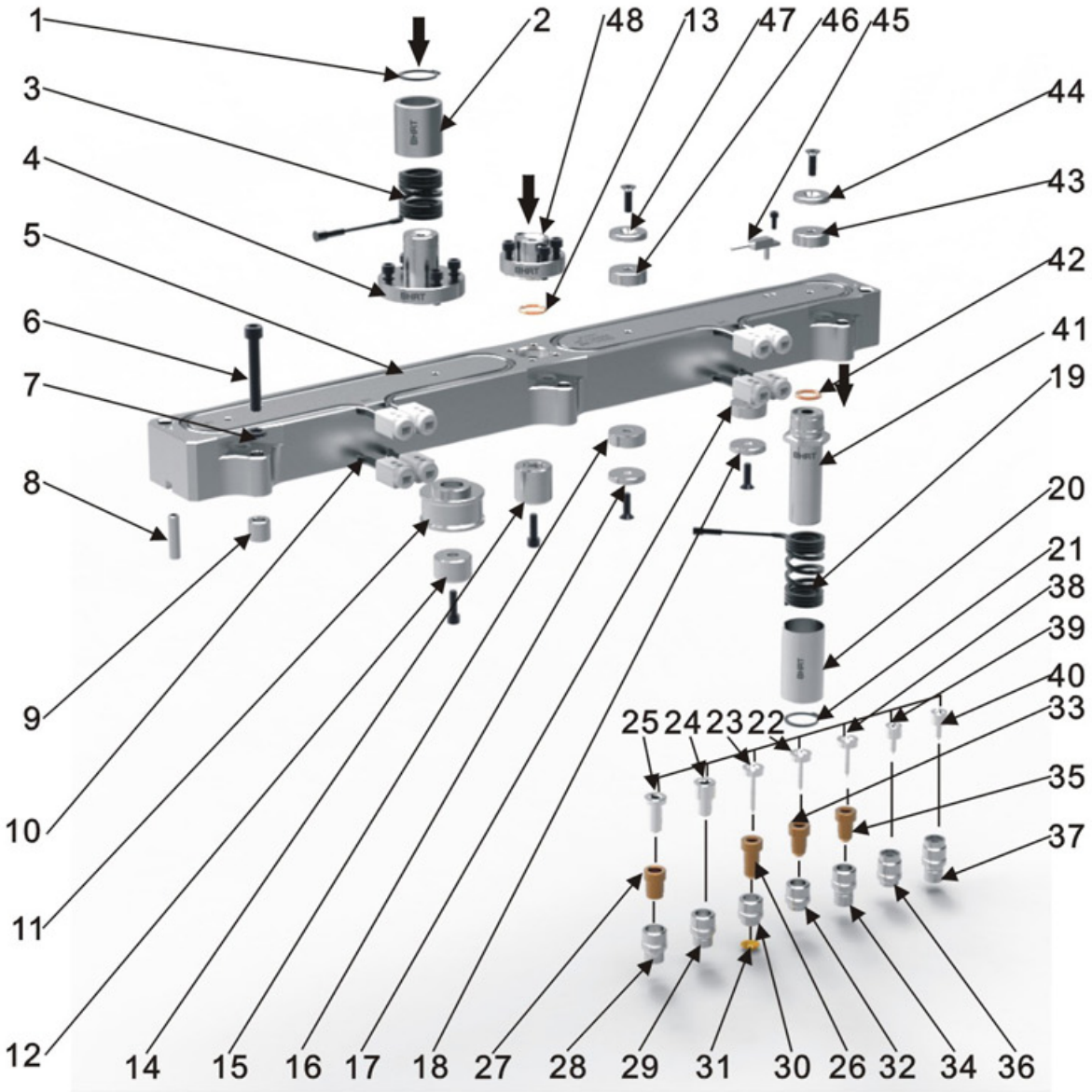

序号 No.	名称 Name		序号 No.	名称 Name		序号 No.	名称 Name	
1	轴用卡簧	Snap Ring	17	隔热介子	Insulation Pad	33	咀芯	Nozzle Tip
2	主射咀外套	Nozzle Sleeve	18	隔热介子	Insulation Pad	34	浇口司	Gate Bush
3	发热圈	Heating Coil	19	发热圈	Heating Coil	35	咀芯	Nozzle Tip
4	加热型主射咀	Nozzle Locater	20	热咀外套	Nozzle Sleeve	36	浇口司	Gate Bush
5	分流板	Spreader Plate	21	轴用卡簧	Snap Ring	37	浇口司	Gate Bush
6	螺栓	Bolt	22	分流梭	Shunt Spindle	38	分流梭	Shunt Spindle
7	螺丝垫圈	Gasket	23	分流梭	Shunt Spindle	39	分流梭	Shunt Spindle
8	定位销	Lock Pin	24	咀芯	Nozzle Tip	40	分流梭	Shunt Spindle
9	支撑套	Support Sleeve	25	咀芯	Nozzle Tip	41	热咀本体	Nozzle Body
10	发热管	Heating Tube	26	咀芯	Nozzle Tip	42	金属密封圈	Seal Ring
11	中心定位柱	Dowel Pin	27	咀芯	Nozzle Tip	43	隔热介子	Insulation Pad
12	中心定位柱	Dowel Pin	28	浇口司	Gate Bush	44	隔热介子	Insulation Pad
13	金属密封圈	Seal Ring	29	浇口司	Gate Bush	45	T型热电偶	T Thermocouple
14	中心定位柱	Dowel Pin	30	浇口司	Gate Bush	46	隔热介子	Insulation Pad
15	隔热介子	Insulation Pad	31	换色帽	Insulation Ring	47	隔热介子	Insulation Pad
16	隔热介子	Insulation Pad	32	浇口司	Gate Bush	48	普通型主射咀	General Nozzle Locater

开放式系统：OMS-GTA/GTAL
Open Sprue System

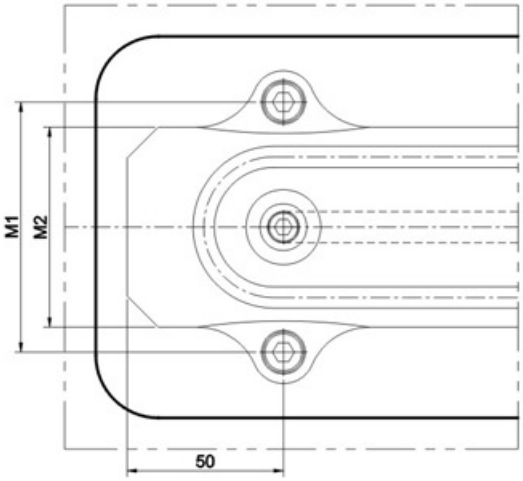

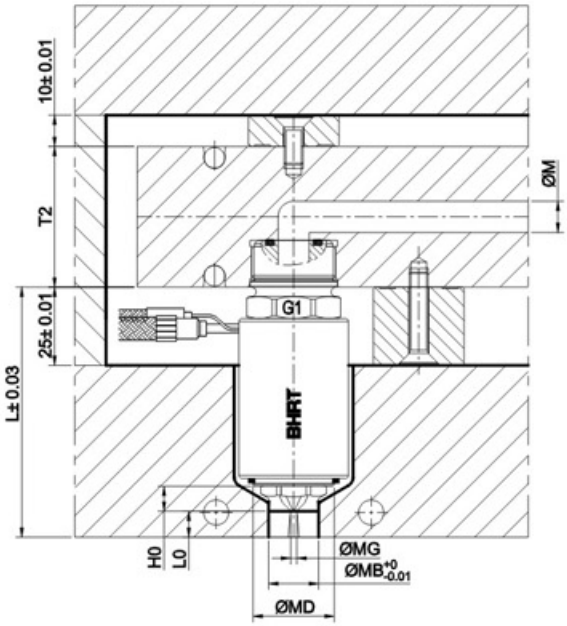

热咀编码说明 Instruction of Nozzle Code

O MS 10 MZ01 SR GTA d

- d：浇口直径 Gate Diameter
- GTA：热咀头部类型 Head Type of Nozzle
- SR：配合球面半径 Sphere Radius
- MZ01：热咀数量 The Quantity of Nozzle
- 10：流道直径 Runner Diameter
- MS：平面式热咀 Flat Nozzle
- O：开放式 Open Sprue

注：当咀头为GTA时，L0值为“0” PS：When Nozzle is GTA, L0 is "0"

热咀编码说明 Instruction of Nozzle Code

O MS 10 MZ01 SR GTAL d

- d：浇口直径 Gate Diameter
- GTAL：热咀头部类型 Head Type of Nozzle
- SR：配合球面半径 Sphere Radius
- MZ01：热咀数量 The Quantity of Nozzle
- 10：流道直径 Runner Diameter
- MS：平面式热咀 Flat Nozzle
- O：开放式 Open Sprue

热咀头部类型 Head Type of Nozzle	H0	L0
OMS 10 GTA/GTAL	8	5/10/15...
OMS 15 GTA/GTAL	14	5/10/15...
OMS 20 GTA/GTAL	14	5/10/15...

注：当咀头为GTA时，L0值为"0"
热咀长度参数说明：
1. L为热咀热态下长度；
2. ΔL为热咀加热状态下的膨胀量；
ΔL＝L*(T1-T2)*α
T1——塑料注塑温度
T2——注塑时模具温度
α ——钢材热膨胀系数，取1.25*10^{-5} 1/K

PS:When Nozzle is GTA,L0 is "0"
Nozzle length parameters instruction:
1、L is thermal state length of nozzle
2、ΔL is the expansion of nozzle during heating
ΔL=L*(T1-T2)*α
T1—Temperature of plastic injection
T2—Mold temperature during injection
α —Coefficient of thermal expansion of steel is 1.25*10 1/K

单位 Unit：mm

系列 Type / 名称 Name	10	15	20
热咀头部类型 Head Type of Nozzle	OMS 10 GTA/GTAL	OMS 15 GTA/GTAL	OMS 20 GTA/GTAL
注射量 Injection Volume	≤ 500g	≤ 3000g	> 3000g
ØMG	2.0/2.5/3.0	3.0/3.5/4.0	3.5/4.0/4.5
ØMB	16	18	20
ØMD	26	35	40
ØM	10	15	20
T2	50	55	60
M1	80	99	99
M2	64	80	80

注：1.所有尺寸均以BHRT提供的设计方案图为准；

PS：1.All of dimensions take the designing scheme drawing provided by BHRT as standard.

开框尺寸：OMS-GTA/GTAL
Process Size

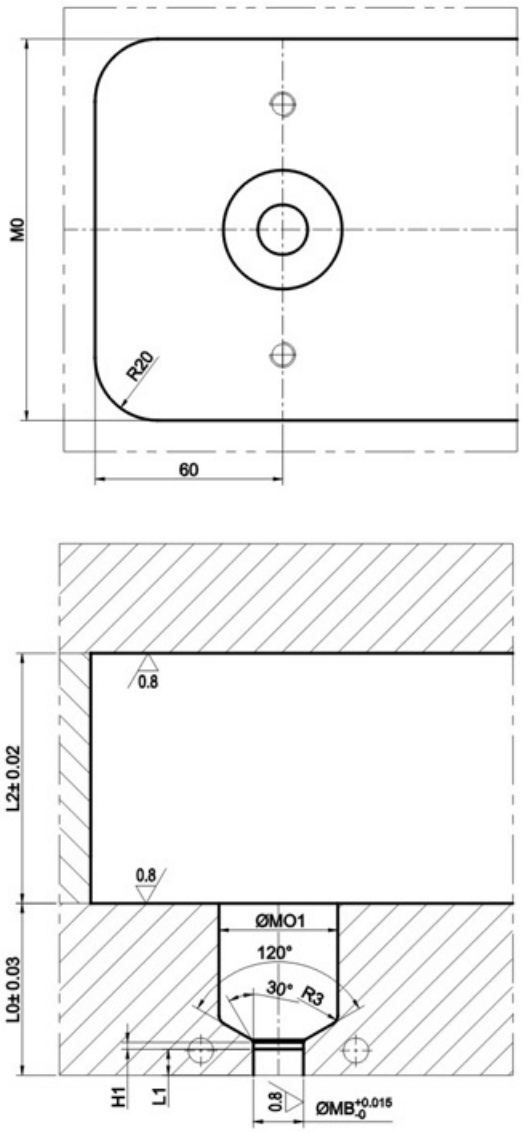

单位 Unit：mm

系列 Type / 名称 Name	10	15	20
热咀头部类型 Head Type of Nozzle	OMS 10 GTA/GTAL	OMS 15 GTA/GTAL	OMS 20 GTA/GTAL
ØMB	16	18	20
ØMO1	38	48	52
H1	2.2	3	3
L1	5/10/15...	5/10/15...	5/10/15...
MO	122	140	140
L2	70	75	80

注：当咀头为GTA时，L1值为“0”

PS：When Nozzle is GTA, L1 is "0"

开放式系统：OMS-GTB/GTBL
Open Sprue System

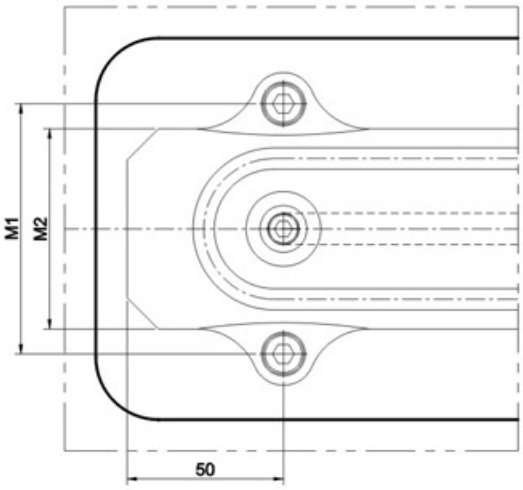

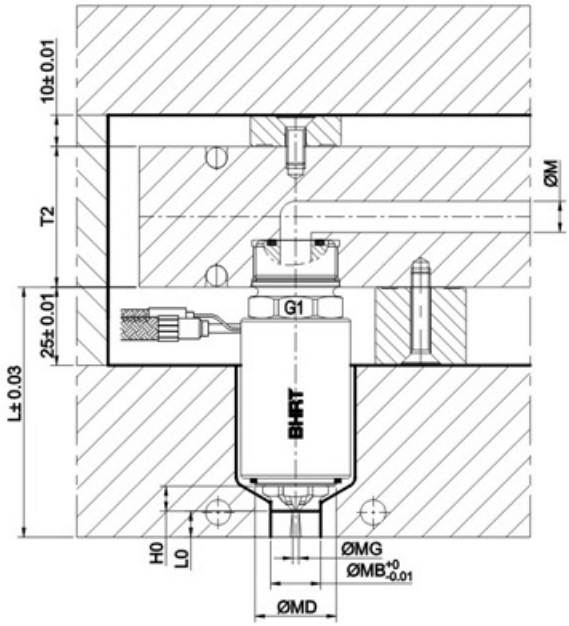

热咀编码说明 Instruction of Nozzle Code

O MS 10 MZ01 SR GTB d

- d：浇口直径 Gate Diameter
- GTB：热咀头部类型 Head Type of Nozzle
- SR：配合球面半径 Sphere Radius
- MZ01：热咀数量 The Quantity of Nozzle
- 10：流道直径 Runner Diameter
- MS：平面式热咀 Flat Nozzle
- O：开放式 Open Sprue

注：当咀头为GTB时，L0值为“0” PS：When Nozzle is GTB, L0 is "0"

热咀编码说明 Instruction of Nozzle Code

O MS 10 MZ01 SR GTBL d

- d：浇口直径 Gate Diameter
- GTBL：热咀头部类型 Head Type of Nozzle
- SR：配合球面半径 Sphere Radius
- MZ01：热咀数量 The Quantity of Nozzle
- 10：流道直径 Runner Diameter
- MS：平面式热咀 Flat Nozzle
- O：开放式 Open Sprue

热咀头部类型 Head Type of Nozzle	H0	L0
OMS 10 GTB/GTBL	8.5	5/10/15...
OMS 15 GTB/GTBL	11.5	5/10/15...
OMS 20 GTB/GTBL	11.5	5/10/15...

注：当咀头为GTB时，L0值为"0"
热咀长度参数说明：
1. L为热咀热态下长度；
2. ΔL为热咀加热状态下的膨胀量；
ΔL＝L*(T1-T2)*α
T1——塑料注塑温度
T2——注塑时模具温度
α ——钢材热膨胀系数，取$1.25*10^{-5}$ 1/K

PS:When Nozzle is GTB,L0 is "0"
Nozzle length parameters instruction:
1、L is thermal state length of nozzle
2、ΔL is the expansion of nozzle during heating
ΔL=L*(T1-T2)*α
T1—Temperature of plastic injection
T2—Mold temperature during injection
α —Coefficient of thermal expansion of steel is 1.25*10 1/K

单位 Unit：mm

系列 Type / 名称 Name	10	15	20
热咀头部类型 Head Type of Nozzle	OMS 10 GTB/GTBL	OMS 15 GTB/GTBL	OMS 20 GTB/GTBL
注射量 Injection Volume	≤ 500g	≤ 3000g	> 3000g
ØMG	2.0/2.5/3.0	3.0/3.5/4.0	3.5/4.0/4.5
ØMB	16	18	20
ØMD	26	35	40
ØM	10	15	20
T2	50	55	60
M1	80	99	99
M2	64	80	80

注：1.所有尺寸均以BHRT提供的设计方案图为准；

PS：1.All of dimensions take the designing scheme drawing provided by BHRT as standard.

开框尺寸：OMS-GTB/GTBL
Process Size

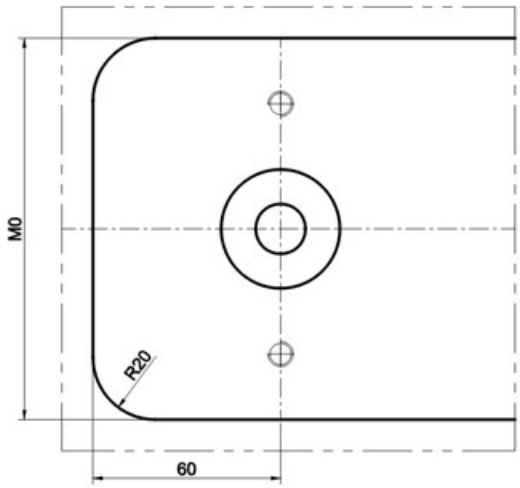

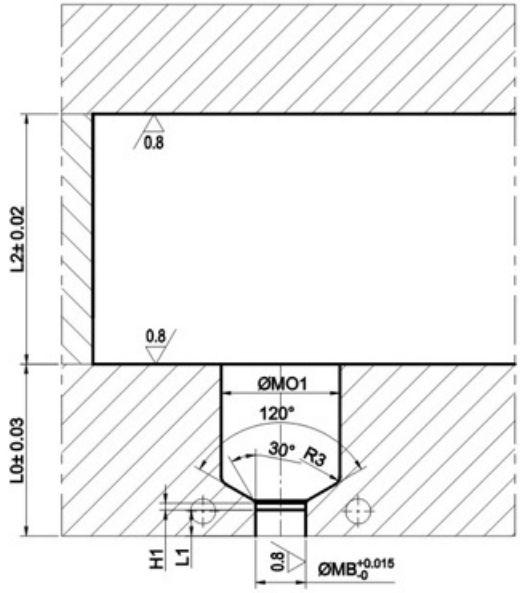

单位 Unit：mm

系列 Type / 名称 Name	10	15	20
热咀头部类型 Head Type of Nozzle	OMS 10 GTB/GTBL	OMS 15 GTB/GTBL	OMS 20 GTB/GTBL
ØMB	16	18	20
ØMO1	38	48	52
H1	2.2	2.5	2.5
L1	5/10/15...	5/10/15...	5/10/15...
MO	122	140	140
L2	70	75	80

注：当咀头为GTB时，L1值为“0”

PS：When Nozzle is GTB, L1 is "0"

开放式系统：OMS-GTC
Open Sprue System

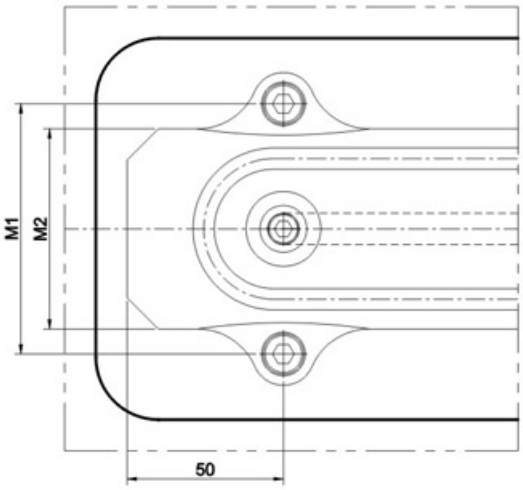

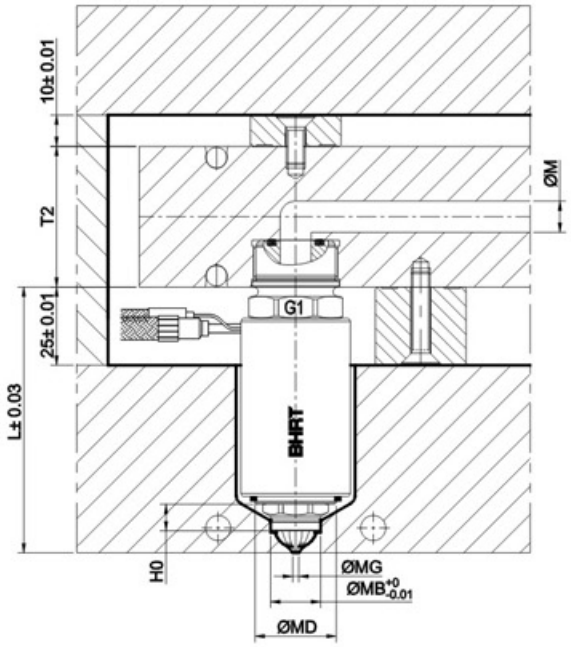

热咀编码说明 Instruction of Nozzle Code

O MS 10 MZ01 SR GTC d

- d — 浇口直径 Gate Diameter
- GTC — 热咀头部类型 Head Type of Nozzle
- SR — 配合球面半径 Sphere Radius
- MZ01 — 热咀数量 The Quantity of Nozzle
- 10 — 流道直径 Runner Diameter
- MS — 平面式热咀 Flat Nozzle
- O — 开放式 Open Sprue

热咀头部类型 Head Type of Nozzle	H0
OMS 10 GTC	8.5
OMS 15 GTC	9.5
OMS 20 GTC	10

注：
热咀长度参数说明：
1. L为热咀热态下长度；
2. ΔL为热咀加热状态下的膨胀量；
ΔL = L*(T1-T2)*α
T1——塑料注塑温度
T2——注塑时模具温度
α ——钢材热膨胀系数，取1.25*10^{-5} 1/K

PS:
Nozzle length parameters instruction:
1、L is thermal state length of nozzle
2、ΔL is the expansion of nozzle during heating
ΔL=L*(T1-T2)*α
T1—Temperature of plastic injection
T2—Mold temperature during injection
α —Coefficient of thermal expansion of steel is 1.25*10 1/K

单位 Unit：mm

系列 Type / 名称 Name	10	15	20
热咀头部类型 Head Type of Nozzle	OMS 10 GTC	OMS 15 GTC	OMS 20 GTC
注射量 Injection Volume	≤ 500g	≤ 3000g	> 3000g
ØMG	1.6/2.0/2.5	2.5/3.0/3.5	3.0/3.5/4.0
ØMB	16	18	20
ØMD	26	35	40
ØM	10	15	20
T2	50	55	60
M1	80	99	99
M2	64	80	80

注：1.所有尺寸均以BHRT提供的设计方案图为准；

PS：1.All of dimensions take the designing scheme drawing provided by BHRT as standard.

开框尺寸：OMS-GTC
Process Size

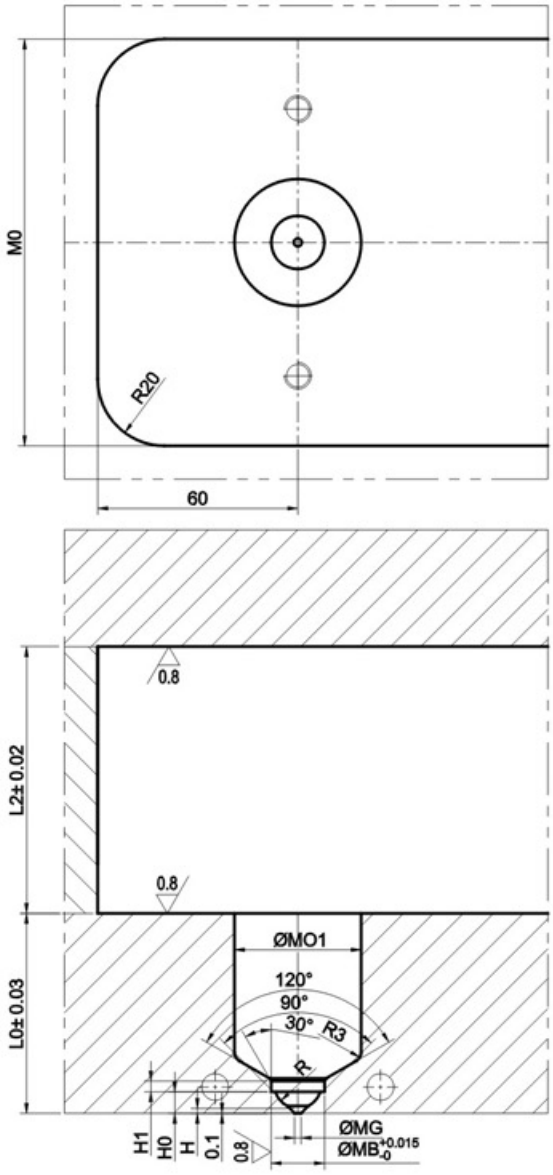

单位 Unit : mm

系列 Type / 名称 Name	10	15	20
热咀头部类型 Head Type of Nozzle	OMS 10 GTC	OMS 15 GTC	OMS 20 GTC
ØMB	16	18	20
ØMO1	38	48	52
ØMG	1.6/2.0/2.5	2.5/3.0/3.5	3.0/3.5/4.0
MO	122	140	140
L2	70	75	80
H	1.5	1.4	2.0
H0	6.5	7	7.5
H1	2.7	3	3.2
R	7	10	11

开放式系统：OMS-GTDL
Open Sprue System

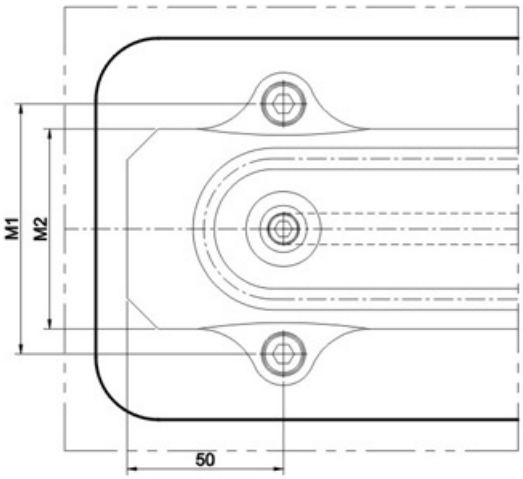

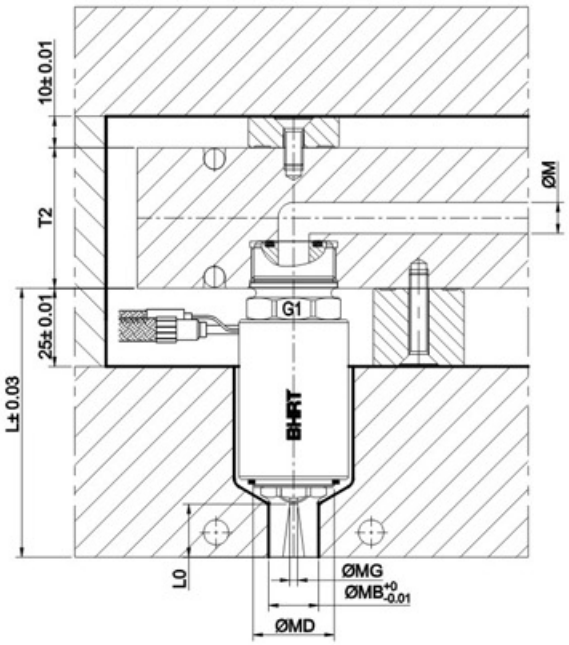

热咀编码说明 Instruction of Nozzle Code

O MS 10 MZ01 SR GTDL d

- d — 浇口直径 Gate Diameter
- GTDL — 热咀头部类型 Head Type of Nozzle
- SR — 配合球面半径 Sphere Radius
- MZ01 — 热咀数量 The Quantity of Nozzle
- 10 — 流道直径 Runner Diameter
- MS — 平面式热咀 Flat Nozzle
- O — 开放式 Open Sprue

热咀头部类型 Head Type of Nozzle	L0
OMS 10 GTDL	5/10/15...
OMS 15 GTDL	5/10/15...
OMS 20 GTDL	5/10/15...

注：
热咀长度参数说明：
1. L为热咀热态下长度；
2. ΔL为热咀加热状态下的膨胀量；
ΔL＝L*(T1-T2)*α
T1——塑料注塑温度
T2——注塑时模具温度
α ——钢材热膨胀系数，取1.25*10^{-5} 1/K

PS:
Nozzle length parameters instruction:
1、L is thermal state length of nozzle
2、ΔL is the expansion of nozzle during heating
ΔL=L*(T1-T2)*α
T1—Temperature of plastic injection
T2—Mold temperature during injection
α —Coefficient of thermal expansion of steel is 1.25*10 1/K

单位 Unit：mm

系列 Type / 名称 Name	10	15	20
热咀头部类型 Head Type of Nozzle	OMS 10 GTDL	OMS 15 GTDL	OMS 20 GTDL
注射量 Injection Volume	≤ 500g	≤ 3000g	> 3000g
ØMG	1.6/2.0/2.5	2.5/3.0/3.5	3.0/3.5/4.0
ØMB	16	18	20
ØMD	26	35	40
ØM	10	15	20
T2	50	55	60
M1	80	99	99
M2	64	80	80

注：1.所有尺寸均以BHRT提供的设计方案图为准；

PS：1.All of dimensions take the designing scheme drawing provided by BHRT as standard.

开框尺寸：OMS-GTDL
Process Size

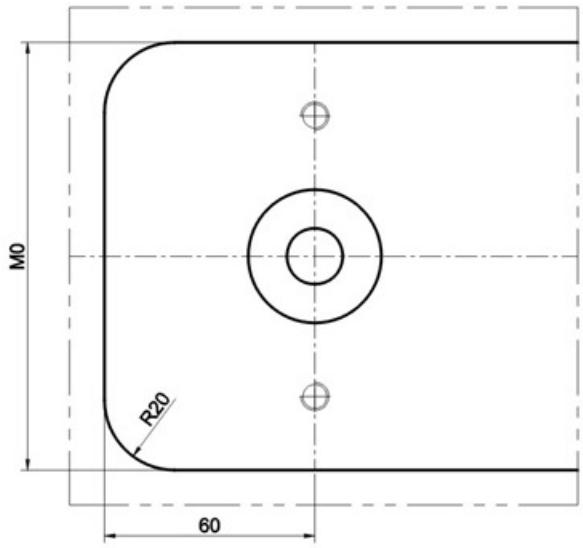

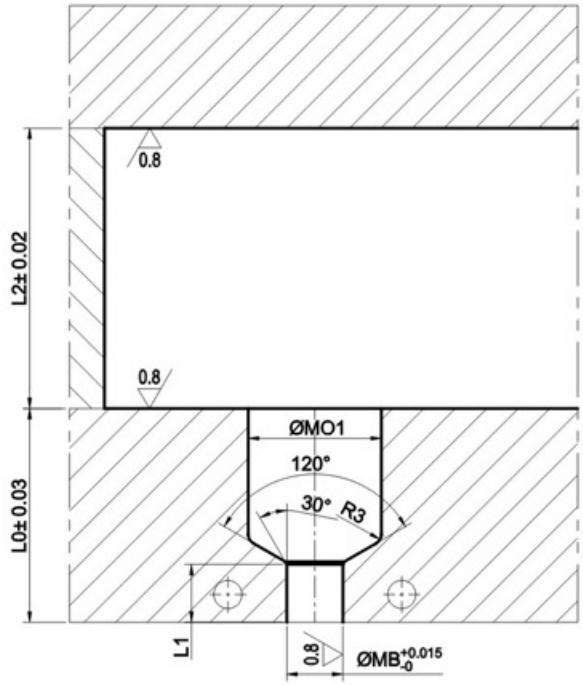

单位 Unit : mm

系列 Type / 名称 Name	10	15	20
热咀头部类型 Head Type of Nozzle	OMS 10 GTDL	OMS 15 GTDL	OMS 20 GTDL
ØMB	16	18	20
ØMO1	38	48	52
L1	5/10/15...	5/10/15...	5/10/15...
MO	122	140	140
L2	70	75	80

开放式系统： OMS-GTEL
Open Sprue System

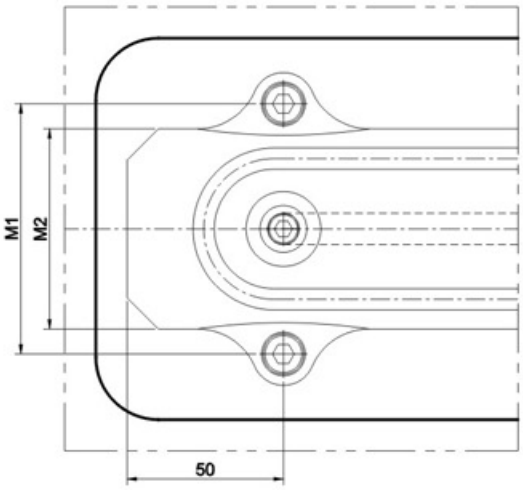

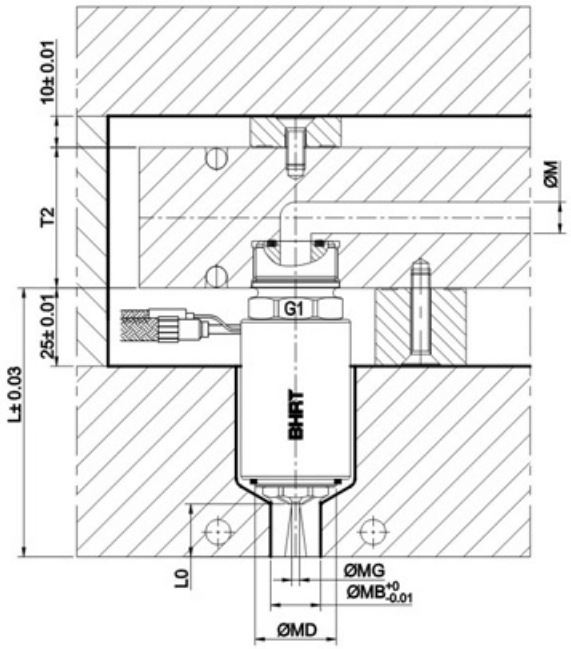

热咀编码说明 Instruction of Nozzle Code

O MS 10 MZ01 SR GTEL d

- d — 浇口直径 Gate Diameter
- GTEL — 热咀头部类型 Head Type of Nozzle
- SR — 配合球面半径 Sphere Radius
- MZ01 — 热咀数量 The Quantity of Nozzle
- 10 — 流道直径 Runner Diameter
- MS — 平面式热咀 Flat Nozzle
- O — 开放式 Open Sprue

热咀头部类型 Head Type of Nozzle	L0
OMS 10 GTEL	5/10/15...
OMS 15 GTEL	5/10/15...
OMS 20 GTEL	5/10/15...

注：
热咀长度参数说明：
1. L为热咀热态下长度；
2. ΔL为热咀加热状态下的膨胀量；
ΔL＝L*(T1-T2)*α
T1——塑料注塑温度
T2——注塑时模具温度
α ——钢材热膨胀系数，取1.25*10^{-5} 1/K

PS:
Nozzle length parameters instruction:
1、L is thermal state length of nozzle
2、ΔL is the expansion of nozzle during heating
ΔL=L*(T1-T2)*α
T1—Temperature of plastic injection
T2—Mold temperature during injection
α —Coefficient of thermal expansion of steel is 1.25*10 1/K

单位 Unit：mm

系列 Type / 名称 Name	10	15	20
热咀头部类型 Head Type of Nozzle	OMS 10 GTEL	OMS 15 GTEL	OMS 20 GTEL
注射量 Injection Volume	≤ 500g	≤ 3000g	> 3000g
ØMG	1.6/2.0/2.5	2.5/3.0/3.5	3.0/3.5/4.0
ØMB	16	18	20
ØMD	26	35	40
ØM	10	15	20
T2	50	55	60
M1	80	99	99
M2	64	80	80

注：1.所有尺寸均以BHRT提供的设计方案图为准；

PS：1.All of dimensions take the designing scheme drawing provided by BHRT as standard.

开框尺寸：OMS-GTEL
Process Size

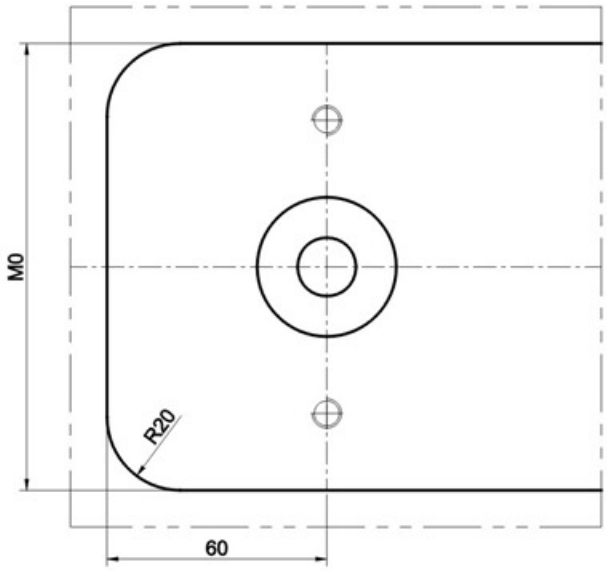

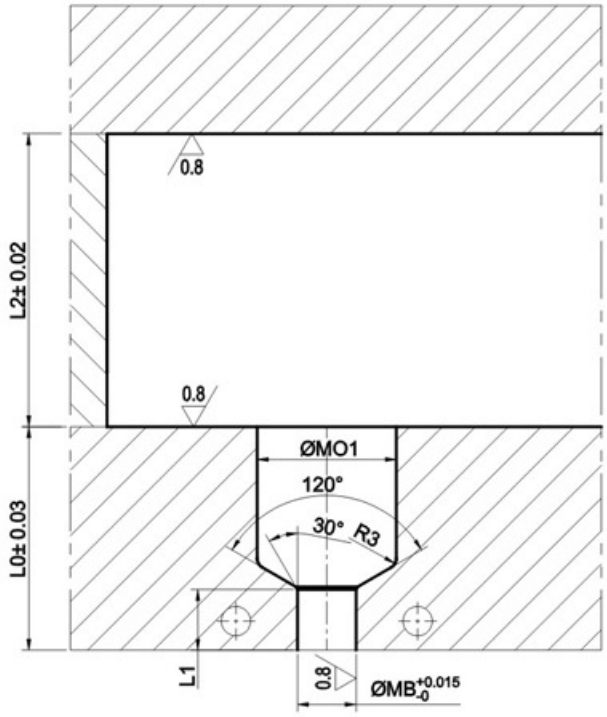

单位 Unit : mm

系列 Type / 名称 Name	10	15	20
热咀头部类型 Head Type of Nozzle	OMS 10 GTEL	OMS 15 GTEL	OMS 20 GTEL
ØMB	16	18	20
ØMO1	38	48	52
L1	5/10/15...	5/10/15...	5/10/15...
MO	122	140	140
L2	70	75	80

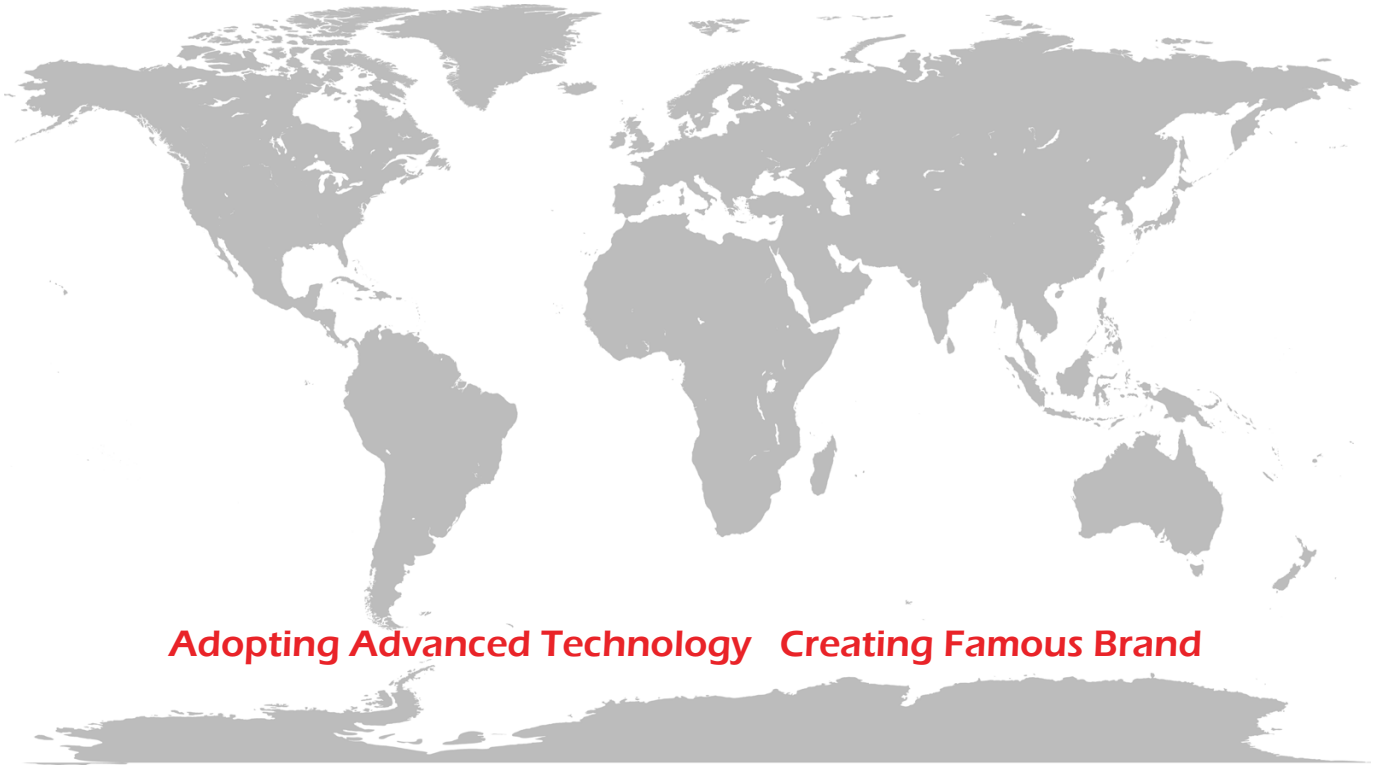

BHRT Sıcak Yolluk Sistemleri
Sanayi ve Ticaret Limited Şirketi

Zafer Mahallesi Şehit Yüzbaşı Yücek Kenter Caddesi
2 M8 Blok No:7-8 Yeni Sanayi Sitesi
Çorlu / TEKİRDAĞ

Tel: 0-282-692 58 58
Fax: 0-282-673 59 01
E-mail: info@bhrt.com.tr
Web: www.bhrt.com.tr