BHRT

Sıcak Yolluk Sistemleri

TESTING
CNAS L5287

ISO9001:2008
ISO14001:2004

BHRT
BHRT
BHRT
BHRT
BHRT
BHRT
BHRT

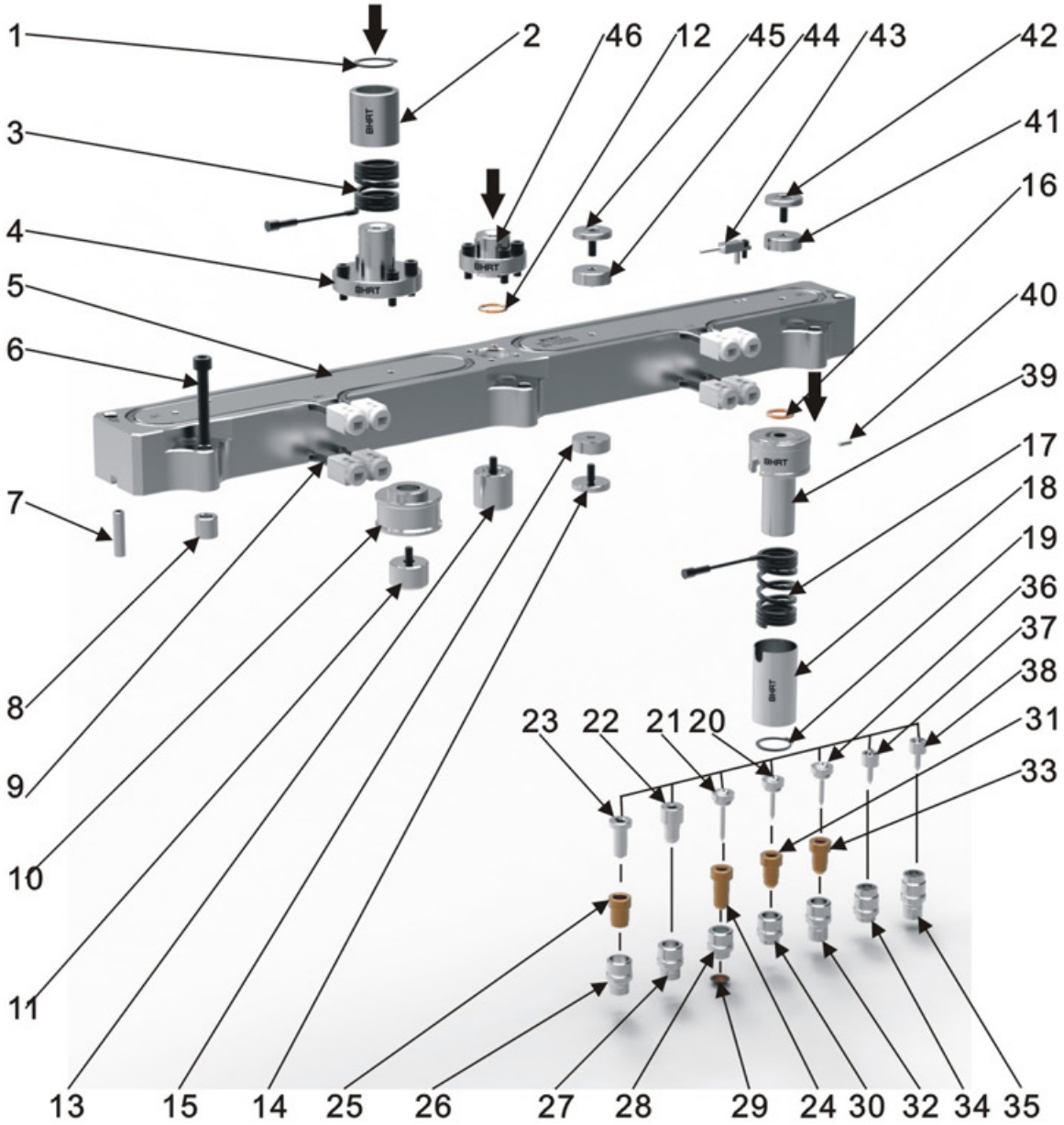

序号 No.	名称 Name		序号 No.	名称 Name		序号 No.	名称 Name	
1	轴用卡簧	Snap Ring	17	发热圈	Heating Coil	33	咀芯	Nozzle Tip
2	主射咀外套	Nozzle Sleeve	18	热咀外套	Nozzle Sleeve	34	浇口司	Gate Bush
3	发热圈	Heating Coil	19	轴用卡簧	Snap Ring	35	浇口司	Gate Bush
4	加热型主射咀	Nozzle Locater	20	分流梭	Shunt Spindle	36	分流梭	Shunt Spindle
5	分流板	Spreader Plate	21	分流梭	Shunt Spindle	37	分流梭	Shunt Spindle
6	螺栓	Heating Coil	22	咀芯	Nozzle Tip	38	分流梭	Shunt Spindle
7	定位销	Lock Pin	23	咀芯	Nozzle Tip	39	热咀本体	Nozzle Body
8	支撑套	Support Sleeve	24	咀芯	Nozzle Tip	40	定位销	Lock Pin
9	发热管	Heating Tube	25	咀芯	Nozzle Tip	41	隔热介子	Insulation Pad
10	中心定位柱	Dowel Pin	26	浇口司	Gate Bush	42	隔热介子	Insulation Pad
11	中心定位柱	Dowel Pin	27	浇口司	Gate Bush	43	T型热电偶	T Thermocouple
12	金属密封圈	Seal Ring	28	浇口司	Gate Bush	44	隔热介子	Insulation Pad
13	中心定位柱	Dowel Pin	29	换色帽	Insulation Ring	45	隔热介子	Insulation Pad
14	隔热介子	Insulation Pad	30	浇口司	Gate Bush	46	普通型主射咀	General Nozzle Locater
15	隔热介子	Insulation Pad	31	咀芯	Nozzle Tip			
16	金属密封圈	Seal Ring	32	浇口司	Gate Bush			

开放式系统：OMF-GTA/GTAL
Open Sprue System

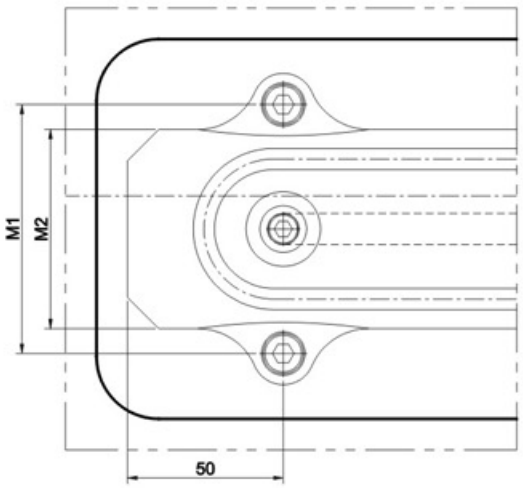

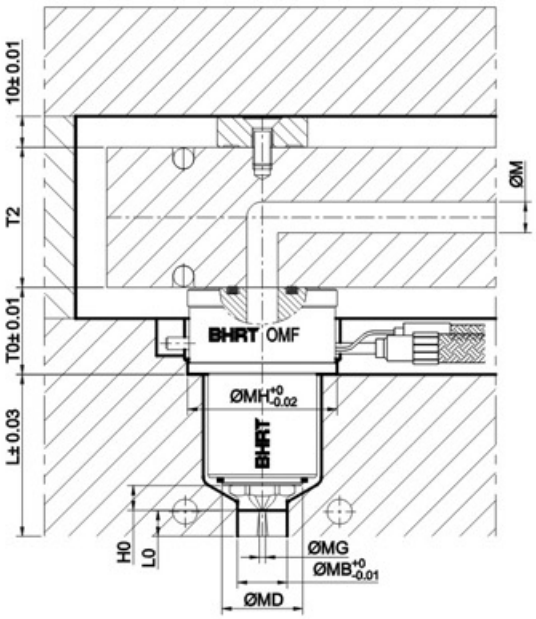

热咀编码说明 Instruction of Nozzle Code

O MF 10 MZ01 SR GTA d

- d — 浇口直径 Gate Diameter
- GTA — 热咀头部类型 Head Type of Nozzle
- SR — 配合球面半径 Sphere Radius
- MZ01 — 热咀数量 The Quantity of Nozzle
- 10 — 流道直径 Runner Diameter
- MF — 平面式热咀 Flat Nozzle
- O — 开放式 Open Sprue

注：当咀头为GTA时，L0值为“0” PS：When Nozzle is GTA, L0 is "0"

热咀编码说明 Instruction of Nozzle Code

O MF 10 MZ01 SR GTAL d

- d — 浇口直径 Gate Diameter
- GTAL — 热咀头部类型 Head Type of Nozzle
- SR — 配合球面半径 Sphere Radius
- MZ01 — 热咀数量 The Quantity of Nozzle
- 10 — 流道直径 Runner Diameter
- MF — 平面式热咀 Flat Nozzle
- O — 开放式 Open Sprue

热咀头部类型 Head Type of Nozzle	H0	L0
OMF 04 GTA/GTAL	6	5/10/15...
OMF 07 GTA/GTAL	9	5/10/15...
OMF 10 GTA/GTAL	8	5/10/15...
OMF 15 GTA/GTAL	14	5/10/15...
OMF 20 GTA/GTAL	14	5/10/15...

注：当咀头为GTA时，L0值为"0"
热咀长度参数说明：
1. L为热咀热态下长度；
2. ΔL为热咀加热状态下的膨胀量；
ΔL＝L*(T1-T2)*α
T1——塑料注塑温度
T2——注塑时模具温度
α ——钢材热膨胀系数，取1.25*10^{-5} 1/K

PS:When Nozzle is GTA,L0 is "0"
Nozzle length parameters instruction:
1、L is thermal state length of nozzle
2、ΔL is the expansion of nozzle during heating
ΔL=L*(T1-T2)*α
T1—Temperature of plastic injection
T2—Mold temperature during injection
α —Coefficient of thermal expansion of steel is 1.25*10 1/K

单位 Unit：mm

系列 Type / 名称 Name	04	07	10	15	20
热咀头部类型 Head Type of Nozzle	OMF 04 GTA/GTAL	OMF 07 GTA/GTAL	OMF 10 GTA/GTAL	OMF 15 GTA/GTAL	OMF 20 GTA/GTAL
注射量 Injection Volume	≤ 5g	≤ 50g	≤ 500g	≤ 3000g	> 3000g
ØMH	36	40	48	58	62
ØMG	1.2/1.5/1.8	1.6/2.0/2.5	2.0/2.5/3.0	3.0/3.5/4.0	3.5/4.0/4.5
ØMB	9	10	16	18	20
ØMD	14	18	26	35	40
T0	22	25	28	28	28
ØM	4	7	10	15	20
T2	40	45	50	55	60
M1	75	80	80	99	99
M2	60	64	64	80	80

注：1.所有尺寸均以BHRT提供的设计方案图为准；

PS：1.All of dimensions take the designing scheme drawing provided by BHRT as standard.

开框尺寸：OMF-GTA/GTAL
Process Size

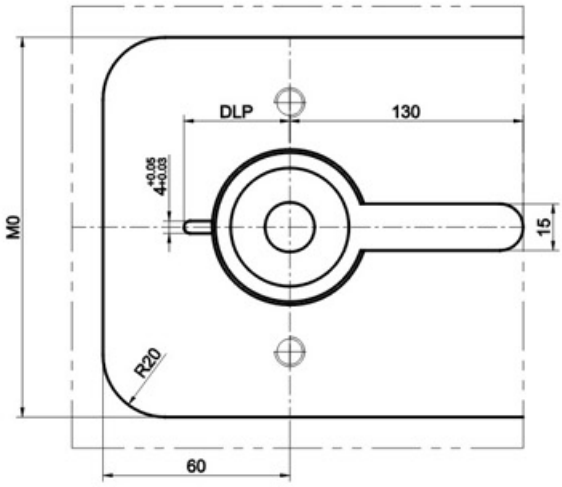

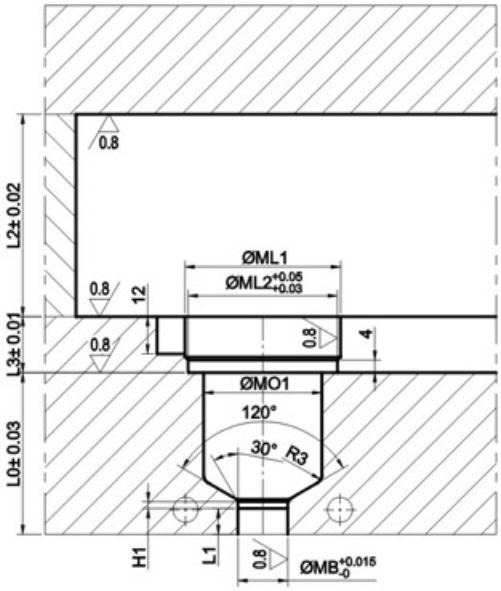

单位 Unit : mm

系列 Type / 名称 Name	04	07	10	15	20
热咀头部类型 Head Type of Nozzle	OMF 04 GTA/GTAL	OMF 07 GTA/GTAL	OMF 10 GTA/GTAL	OMF 15 GTA/GTAL	OMF 20 GTA/GTAL
ØML1	38	42	50	60	64
ØML2	36	40	48	58	62
ØMB	9	10	16	18	20
ØMO1	26	30	38	48	52
H1	2	2	2.2	3	3
L1	5/10/15...	5/10/15...	5/10/15...	5/10/15...	5/10/15...
DLP	28	30	34	39	41
MO	111	117	122	140	140
L2	60	65	70	75	80
L3	12	15	18	18	18

注：当咀头为GTA时，L1值为“0”

PS：When Nozzle is GTA, L1 is "0"

开放式系统：OMF-GTB/GTBL
Open Sprue System

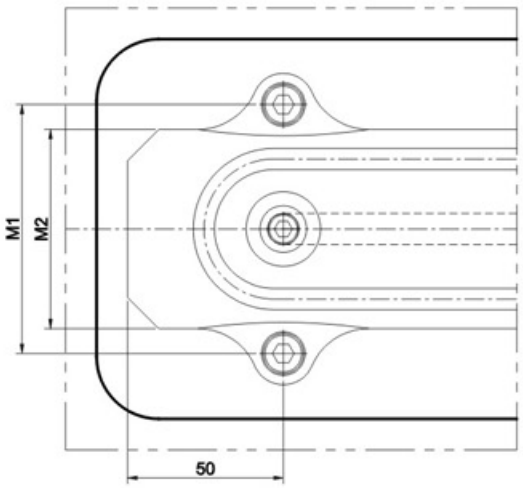

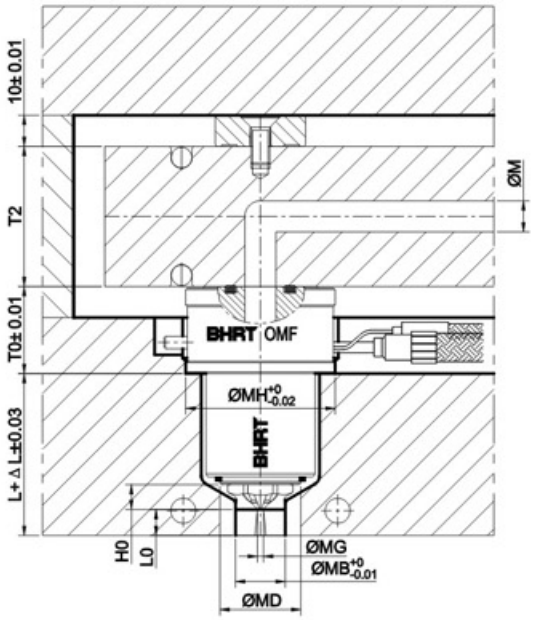

热咀编码说明 Instruction of Nozzle Code

O MF 10 MZ01 SR GTB d

- d：浇口直径 Gate Diameter
- GTB：热咀头部类型 Head Type of Nozzle
- SR：配合球面半径 Sphere Radius
- MZ01：热咀数量 The Quantity of Nozzle
- 10：流道直径 Runner Diameter
- MF：平面式热咀 Flat Nozzle
- O：开放式 Open Sprue

热咀编码说明 Instruction of Nozzle Code

O MF 10 MZ01 SR GTBL d

- d：浇口直径 Gate Diameter
- GTBL：热咀头部类型 Head Type of Nozzle
- SR：配合球面半径 Sphere Radius
- MZ01：热咀数量 The Quantity of Nozzle
- 10：流道直径 Runner Diameter
- MF：平面式热咀 Flat Nozzle
- O：开放式 Open Sprue

注：当咀头为GTB时，L0值为"0"　PS：When Nozzle is GTB, L0 is "0"

热咀头部类型 Head Type of Nozzle	H0	L0
OMF 04 GTB/GTBL	6	5/10/15...
OMF 07 GTB/GTBL	9	5/10/15...
OMF 10 GTB/GTBL	8.5	5/10/15...
OMF 15 GTB/GTBL	11.5	5/10/15...
OMF 20 GTB/GTBL	11.5	5/10/15...

注：当咀头为GTB时，L0值为"0"
热咀长度参数说明：
1. L为热咀热态下长度；
2. ΔL为热咀加热状态下的膨胀量；
ΔL＝L*(T1-T2)*α
T1——塑料注塑温度
T2——注塑时模具温度
α ——钢材热膨胀系数，取1.25*10^{-5} 1/K

PS:When Nozzle is GTB,L0 is "0"
Nozzle length parameters instruction:
1、L is thermal state length of nozzle
2、ΔL is the expansion of nozzle during heating
ΔL=L*(T1-T2)*α
T1—Temperature of plastic injection
T2—Mold temperature during injection
α —Coefficient of thermal expansion of steel is 1.25*10 1/K

单位 Unit：mm

系列 Type / 名称 Name	04	07	10	15	20
热咀头部类型 Head Type of Nozzle	OMF 04 GTB/GTBL	OMF 07 GTB/GTBL	OMF 10 GTB/GTBL	OMF 15 GTB/GTBL	OMF 20 GTB/GTBL
注射量 Injection Volume	≤ 5g	≤ 50g	≤ 500g	≤ 3000g	> 3000g
ØMH	36	40	48	58	62
ØMG	1.2/1.5/1.8	1.6/2.0/2.5	2.0/2.5/3.0	3.0/3.5/4.0	3.5/4.0/4.5
ØMB	9	10	16	18	20
ØMD	14	18	26	35	40
T0	22	25	28	28	28
ØM	4	7	10	15	20
T2	40	45	50	55	60
M1	75	80	80	99	99
M2	60	64	64	80	80

注：1.所有尺寸均以BHRT提供的设计方案图为准；

PS：1.All of dimensions take the designing scheme drawing provided by BHRT as standard.

开框尺寸：OMF-GTB/GTBL
Process Size

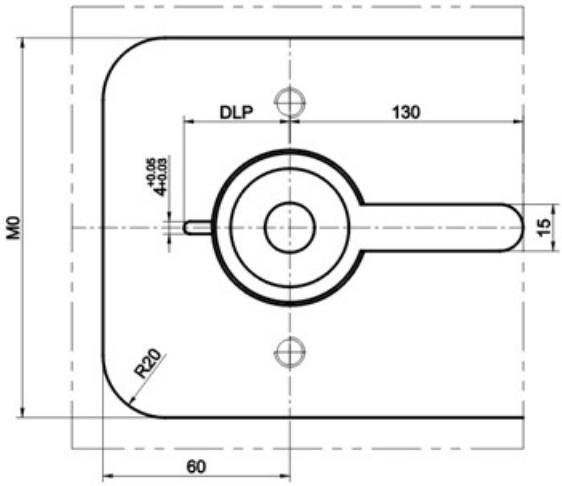

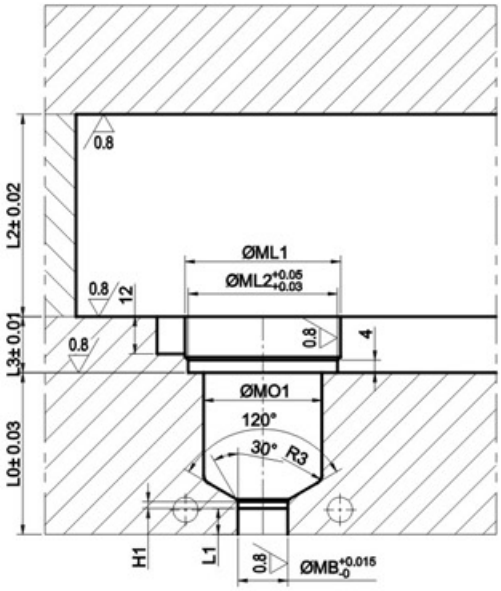

单位 Unit：mm

系列 Type / 名称 Name	04	07	10	15	20
热咀头部类型 Head Type of Nozzle	OMF 04 GTB/GTBL	OMF 07 GTB/GTBL	OMF 10 GTB/GTBL	OMF 15 GTB/GTBL	OMF 20 GTB/GTBL
ØML1	38	42	50	60	64
ØML2	36	40	48	58	62
ØMB	9	10	16	18	20
ØMO1	26	30	38	48	52
H1	2	2	2.2	2.5	2.5
L1	5/10/15...	5/10/15...	5/10/15...	5/10/15...	5/10/15...
DLP	28	30	34	39	41
MO	111	117	122	140	140
L2	60	65	70	75	80
L3	12	15	18	18	18

注：当咀头为GTB时，L1值为“0”

PS：When Nozzle is GTB, L1 is "0"

开放式系统：OMF-GTC
Open Sprue System

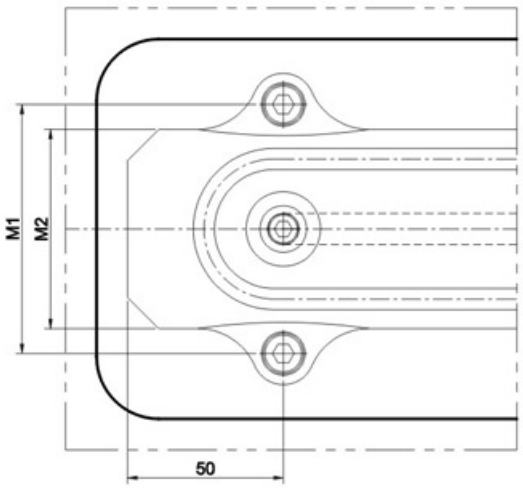

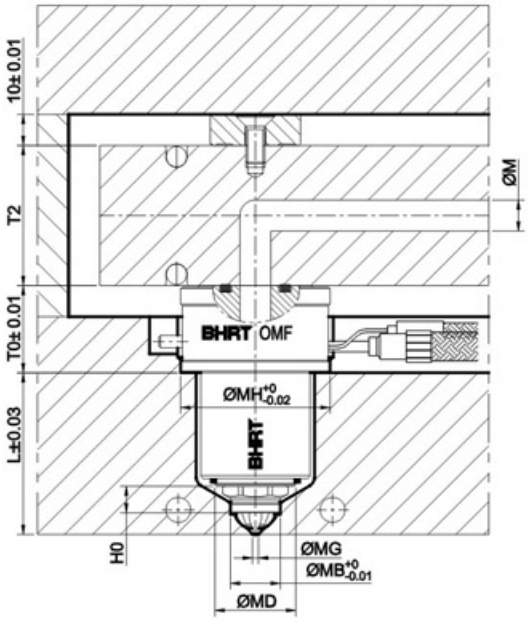

热咀编码说明 Instruction of Nozzle Code

O MF 10 MZ01 SR GTC d

- d — 浇口直径 Gate Diameter
- GTC — 热咀头部类型 Head Type of Nozzle
- SR — 配合球面半径 Sphere Radius
- MZ01 — 热咀数量 The Quantity of Nozzle
- 10 — 流道直径 Runner Diameter
- MF — 平面式热咀 Flat Nozzle
- O — 开放式 Open Sprue

热咀头部类型 Head Type of Nozzle	H0
OMF 04 GTC	6
OMF 07 GTC	8.5
OMF 10 GTC	8.5
OMF 15 GTC	9.5
OMF 20 GTC	10

注：
热咀长度参数说明：
1. L为热咀热态下长度；
2. ΔL为热咀加热状态下的膨胀量；
ΔL＝L*(T1-T2)*α
T1——塑料注塑温度
T2——注塑时模具温度
α ——钢材热膨胀系数，取1.25*10^{-5} 1/K

PS:
Nozzle length parameters instruction:
1、L is thermal state length of nozzle
2、ΔL is the expansion of nozzle during heating
ΔL=L*(T1-T2)*α
T1—Temperature of plastic injection
T2—Mold temperature during injection
α —Coefficient of thermal expansion of steel is 1.25*10 1/K

单位 Unit：mm

系列 Type / 名称 Name	04	07	10	15	20
热咀头部类型 Head Type of Nozzle	OMF 04 GTC	OMF 07 GTC	OMF 10 GTC	OMF 15 GTC	OMF 20 GTC
注射量 Injection Volume	≤ 5g	≤ 50g	≤ 500g	≤ 3000g	> 3000g
ØMH	36	40	48	58	62
ØMG	0.8/1.2/1.5	1.2/1.5/2.0	1.6/2.0/2.5	2.5/3.0/3.5	3.0/3.5/4.0
ØMB	9	10	16	18	20
ØMD	14	18	26	35	40
T0	22	25	28	28	28
ØM	4	7	10	15	20
T2	40	45	50	55	60
M1	75	80	80	99	99
M2	60	64	64	80	80

注：1.所有尺寸均以BHRT提供的设计方案图为准；

PS：1.All of dimensions take the designing scheme drawing provided by BHRT as standard.

开框尺寸：OMF-GTC
Process Size

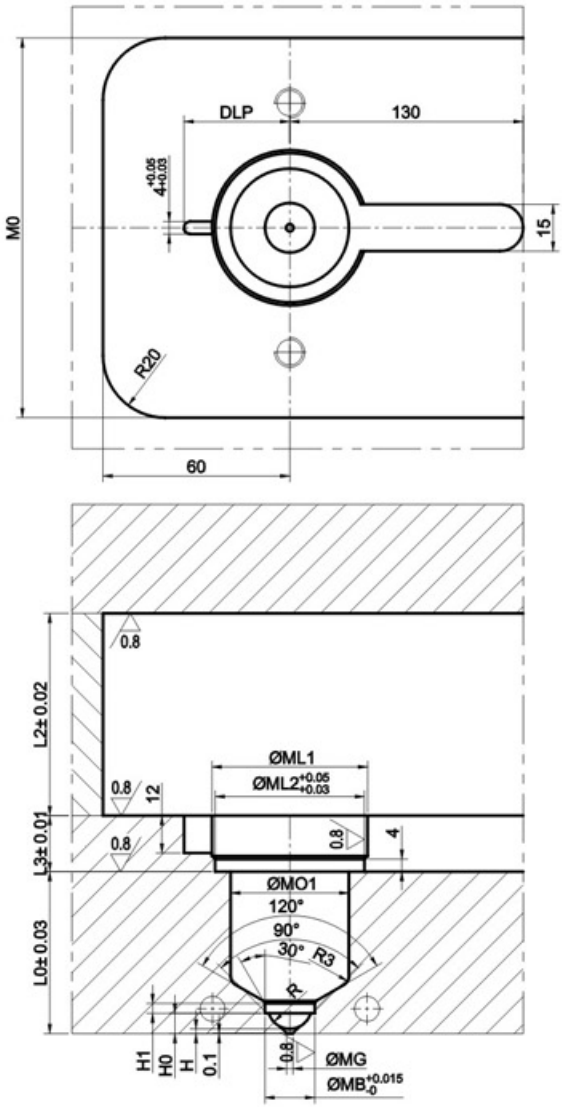

单位 Unit：mm

系列 Type / 名称 Name	04	07	10	15	20
热咀头部类型 Head Type of Nozzle	OMF 04 GTC	OMF 07 GTC	OMF 10 GTC	OMF 15 GTC	OMF 20 GTC
ØML1	38	42	50	60	64
ØML2	36	40	48	58	62
ØMB	9	10	16	18	20
ØMO1	26	30	38	48	52
ØMG	0.8/1.2/1.5	1.2/1.5/2.0	1.6/2.0/2.5	2.5/3.0/3.5	3.0/3.5/4.0
DLP	28	30	34	39	41
MO	111	117	122	140	140
L2	60	65	70	75	80
L3	12	15	18	18	18
H	0.8	1.3	1.5	1.4	2.0
H0	2.4	4	6.5	7	7.5
H1	2.3	2.6	2.7	3	3.2
R	3.5	5	7	10	11

开放式系统：OMF-GTDL
Open Sprue System

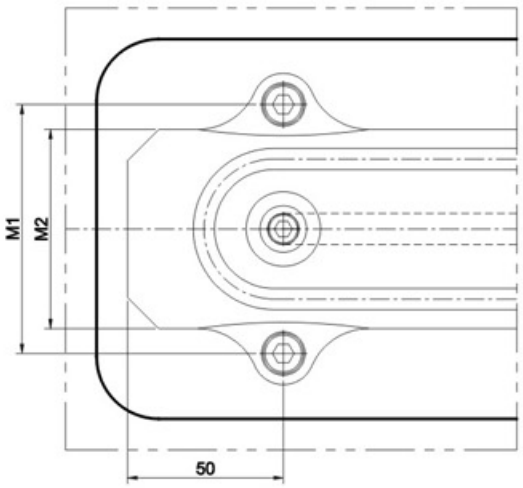

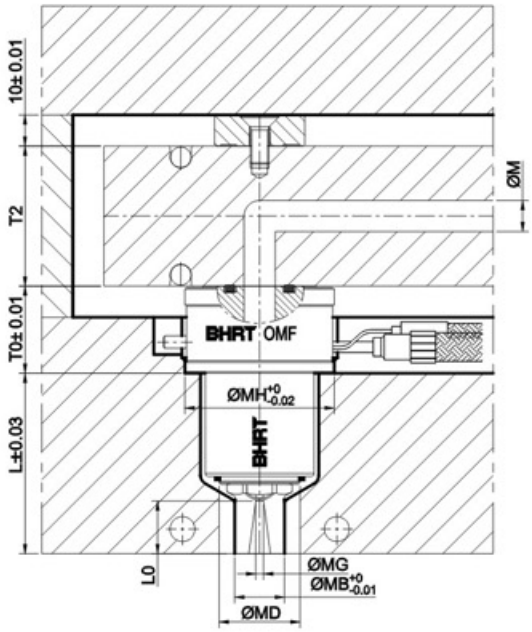

热咀编码说明 Instruction of Nozzle Code

O MF 10 MZ01 SR GTDL d

- d — 浇口直径 Gate Diameter
- GTDL — 热咀头部类型 Head Type of Nozzle
- SR — 配合球面半径 Sphere Radius
- MZ01 — 热咀数量 The Quantity of Nozzle
- 10 — 流道直径 Runner Diameter
- MF — 平面式热咀 Flat Nozzle
- O — 开放式 Open Sprue

热咀头部类型 Head Type of Nozzle	L0
OMF 04 GTDL	5/10/15...
OMF 07 GTDL	5/10/15...
OMF 10 GTDL	5/10/15...
OMF 15 GTDL	5/10/15...
OMF 20 GTDL	5/10/15...

注：
热咀长度参数说明：
1. L为热咀热态下长度；
2. ΔL为热咀加热状态下的膨胀量；
ΔL＝L*(T1-T2)*α
T1——塑料注塑温度
T2——注塑时模具温度
α ——钢材热膨胀系数，取1.25*10^{-5} 1/K

PS:
Nozzle length parameters instruction:
1、L is thermal state length of nozzle
2、ΔL is the expansion of nozzle during heating
ΔL=L*(T1-T2)*α
T1—Temperature of plastic injection
T2—Mold temperature during injection
α —Coefficient of thermal expansion of steel is 1.25*10 1/K

单位 Unit：mm

系列 Type / 名称 Name	04	07	10	15	20
热咀头部类型 Head Type of Nozzle	OMF 04 GTDL	OMF 07 GTDL	OMF 10 GTDL	OMF 15 GTDL	OMF 20 GTDL
注射量 Injection Volume	≤ 5g	≤ 50g	≤ 500g	≤ 3000g	> 3000g
ØMH	36	40	48	58	62
ØMG	0.8/1.2/1.5	1.2/1.5/2.0	1.6/2.0/2.5	2.5/3.0/3.5	3.0/3.5/4.0
ØMB	9	10	16	18	20
ØMD	14	18	26	35	40
T0	22	25	28	28	28
ØM	4	7	10	15	20
T2	40	45	50	55	60
M1	75	80	80	99	99
M2	60	64	64	80	80

注：1.所有尺寸均以BHRT提供的设计方案图为准；

PS：1.All of dimensions take the designing scheme drawing provided by BHRT as standard.

开框尺寸：OMF-GTDL
Process Size

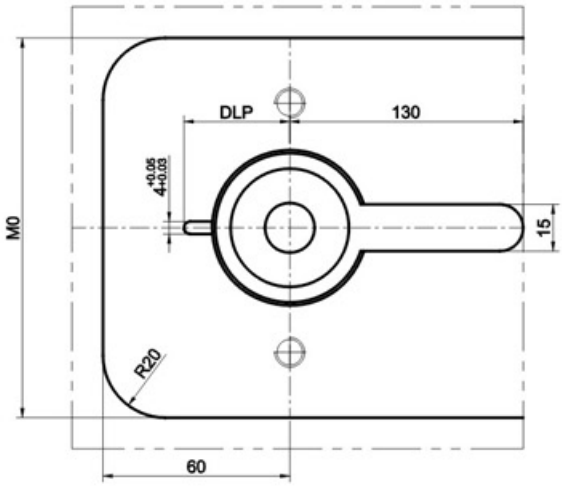

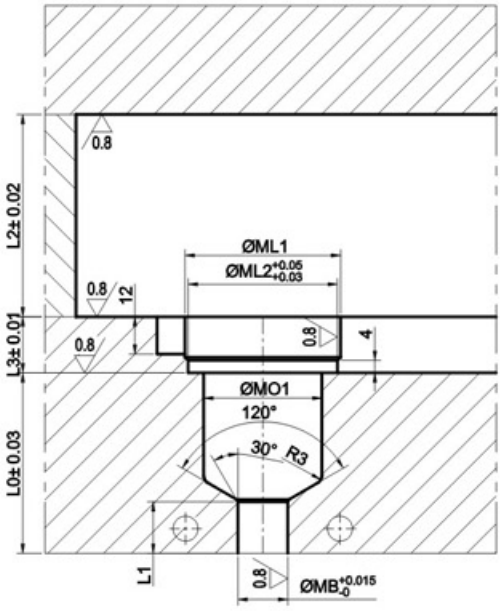

单位 Unit：mm

系列 Type / 名称 Name	04	07	10	15	20
热咀头部类型 Head Type of Nozzle	OMF 04 GTDL	OMF 07 GTDL	OMF 10 GTDL	OMF 15 GTDL	OMF 20 GTDL
ØML1	38	42	50	60	64
ØML2	36	40	48	58	62
ØMB	9	10	16	18	20
ØMO1	26	30	38	48	52
L1	5/10/15...	5/10/15...	5/10/15...	5/10/15...	5/10/15...
DLP	28	30	34	39	41
MO	111	117	122	140	140
L2	60	65	70	75	80
L3	12	15	18	18	18

开放式系统：OMF-GTEL
Open Sprue System

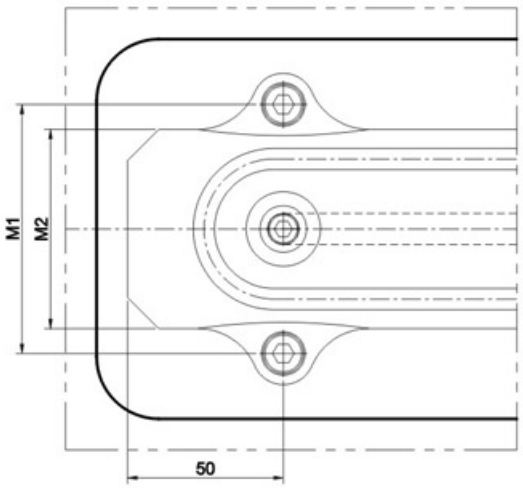

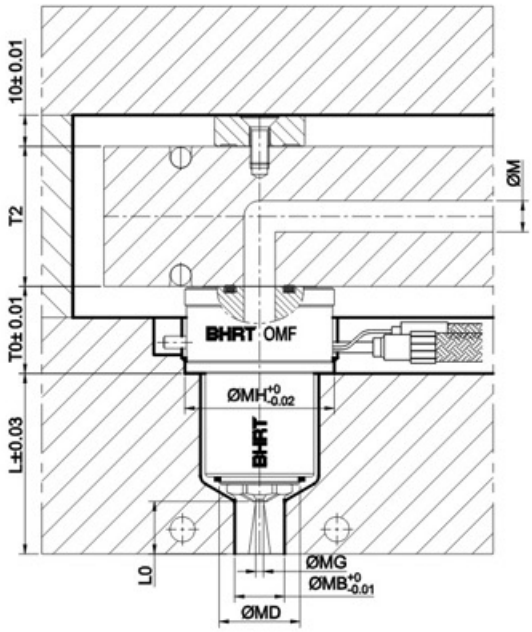

热咀编码说明 Instruction of Nozzle Code

O MF 10 MZ01 SR GTEL d

- d — 浇口直径 Gate Diameter
- GTEL — 热咀头部类型 Head Type of Nozzle
- SR — 配合球面半径 Sphere Radius
- MZ01 — 热咀数量 The Quantity of Nozzle
- 10 — 流道直径 Runner Diameter
- MF — 平面式热咀 Flat Nozzle
- O — 开放式 Open Sprue

热咀头部类型 Head Type of Nozzle	L0
OMF 04 GTEL	5/10/15...
OMF 07 GTEL	5/10/15...
OMF 10 GTEL	5/10/15...
OMF 15 GTEL	5/10/15...
OMF 20 GTEL	5/10/15...

注：
热咀长度参数说明：
1. L为热咀热态下长度；
2. ΔL为热咀加热状态下的膨胀量；
ΔL＝L*(T1-T2)*α
T1——塑料注塑温度
T2——注塑时模具温度
α ——钢材热膨胀系数，取1.25*10^{-5} 1/K

PS:
Nozzle length parameters instruction:
1、L is thermal state length of nozzle
2、ΔL is the expansion of nozzle during heating
ΔL=L*(T1-T2)*α
T1—Temperature of plastic injection
T2—Mold temperature during injection
α —Coefficient of thermal expansion of steel is 1.25*10 1/K

单位 Unit：mm

系列 Type / 名称 Name	04	07	10	15	20
热咀头部类型 Head Type of Nozzle	OMF 04 GTEL	OMF 07 GTEL	OMF 10 GTEL	OMF 15 GTEL	OMF 20 GTEL
注射量 Injection Volume	≤ 5g	≤ 50g	≤ 500g	≤ 3000g	> 3000g
ØMH	36	40	48	58	62
ØMG	0.8/1.2/1.5	1.2/1.5/2.0	1.6/2.0/2.5	2.5/3.0/3.5	3.0/3.5/4.0
ØMB	9	10	16	18	20
ØMD	14	18	26	35	40
T0	22	25	28	28	28
ØM	4	7	10	15	20
T2	40	45	50	55	60
M1	75	80	80	99	99
M2	60	64	64	80	80

注：1.所有尺寸均以BHRT提供的设计方案图为准；

PS：1.All of dimensions take the designing scheme drawing provided by BHRT as standard.

开框尺寸： OMF-GTEL
Process Size

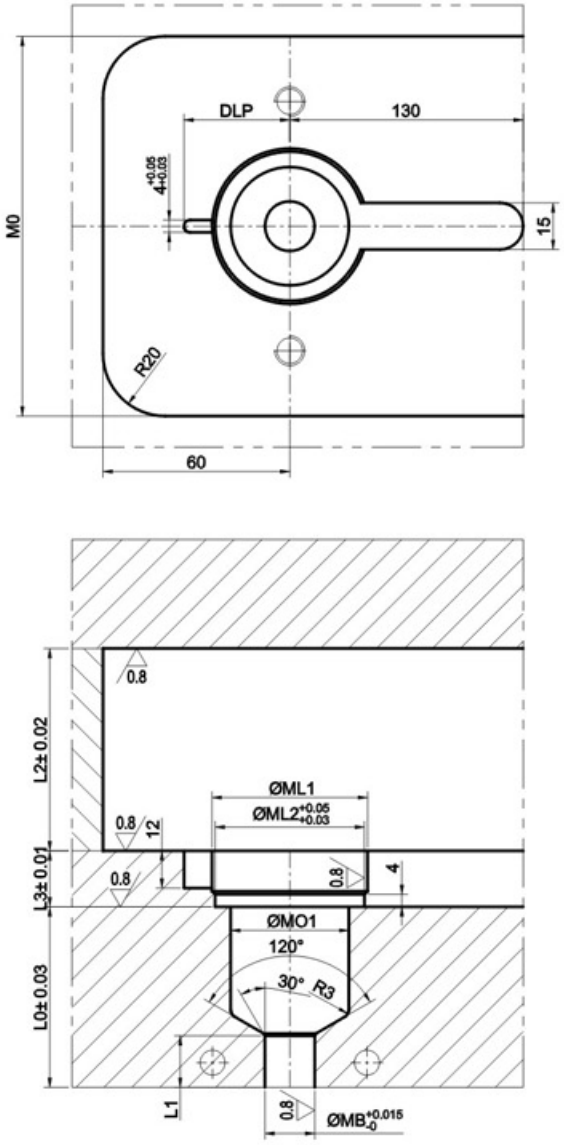

单位 Unit : mm

系列 Type / 名称 Name	04	07	10	15	20
热咀头部类型 Head Type of Nozzle	OMF 04 GTEL	OMF 07 GTEL	OMF 10 GTEL	OMF 15 GTEL	OMF 20 GTEL
ØML1	38	42	50	60	64
ØML2	36	40	48	58	62
ØMB	9	10	16	18	20
ØMO1	26	30	38	48	52
L1	5/10/15...	5/10/15...	5/10/15...	5/10/15...	5/10/15...
DLP	28	30	34	39	41
MO	111	117	122	140	140
L2	60	65	70	75	80
L3	12	15	18	18	18

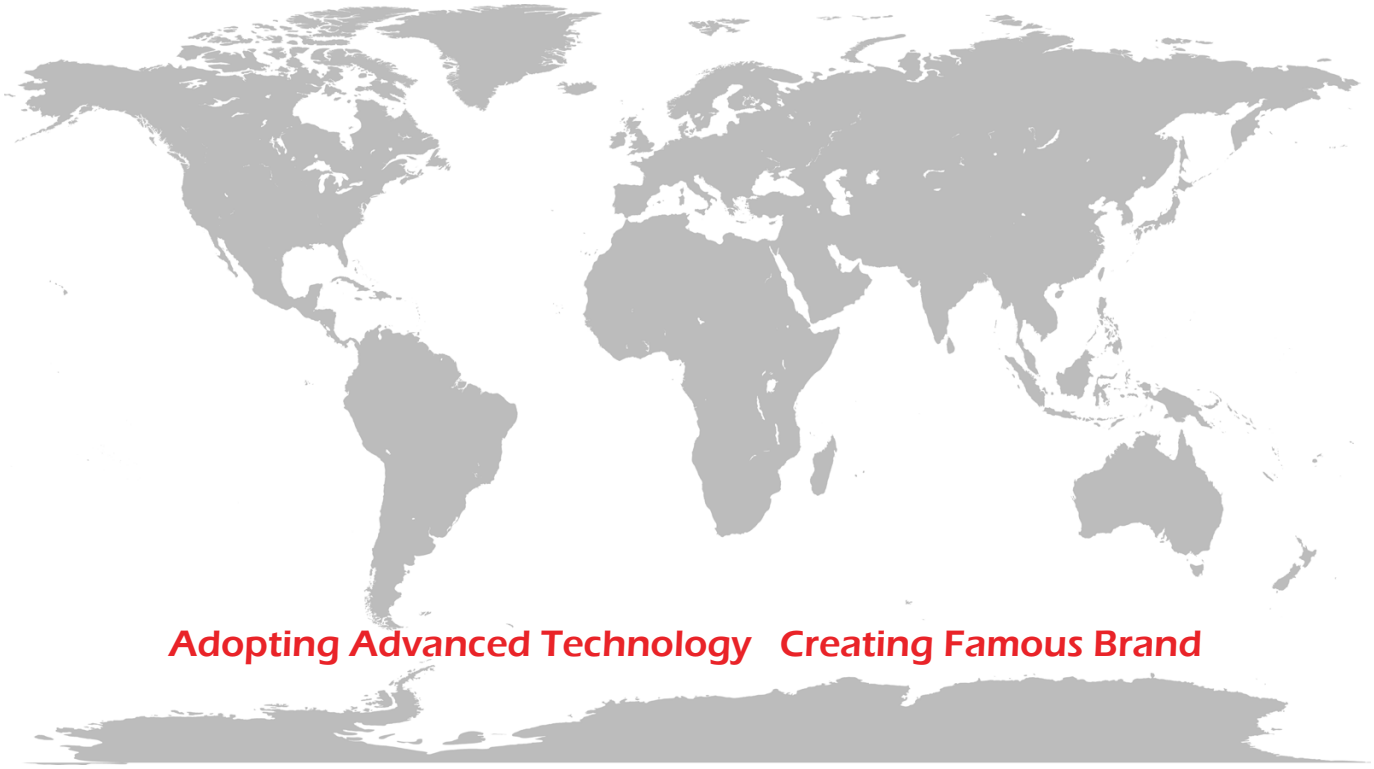

BHRT Sıcak Yolluk Sistemleri
Sanayi ve Ticaret Limited Şirketi

Zafer Mahallesi Şehit Yüzbaşı Yücek Kenter Caddesi
2 M8 Blok No:7-8 Yeni Sanayi Sitesi
Çorlu / TEKİRDAĞ

Tel: 0-282-692 58 58
Fax: 0-282-673 59 01
E-mail: info@bhrt.com.tr
Web: www.bhrt.com.tr